



Legislative District Information After 2011 Reapportionment Senate District 28

House Districts: 36, 40, 41, 42, 56

District Population: 140,629

County	Population	Percent
Arapahoe	140,629	100.00%

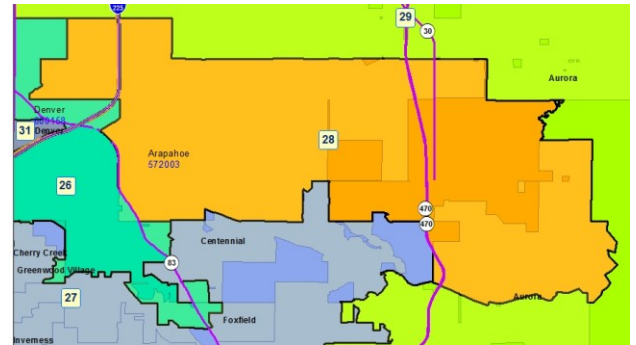
Registered Voters: 64,719

Party	Number	Percent
Republican	20,314	31.39%
Democratic	23,899	36.93%
Unaffiliated	20,068	31.01%
Minor Party	438	0.68%

Voting Age Population: 102,263

Population Demographics

Race/Ethnicity	Number	Percent
White-Non Hispanic	82,863	58.92%
Hispanic	25,199	17.92%
Black	20,759	14.76%
American Indian or Alaskan Native	1,223	0.87%
Asian	9,808	6.97%
Hawaiian or Pacific Islander	418	0.30%
Other	359	0.26%



2010 Election Results

Election	Party	Number	Percent
U.S. Senate	Republican	18,878	42.59%
	Democratic	22,797	51.44%
	Minor Party	2,645	5.97%
Governor	Republican	3,703	8.29%
	Democratic	23,456	52.50%
	Minor Party	17,518	39.21%
Treasurer	Republican	20,277	47.35%
	Democratic	22,544	52.65%

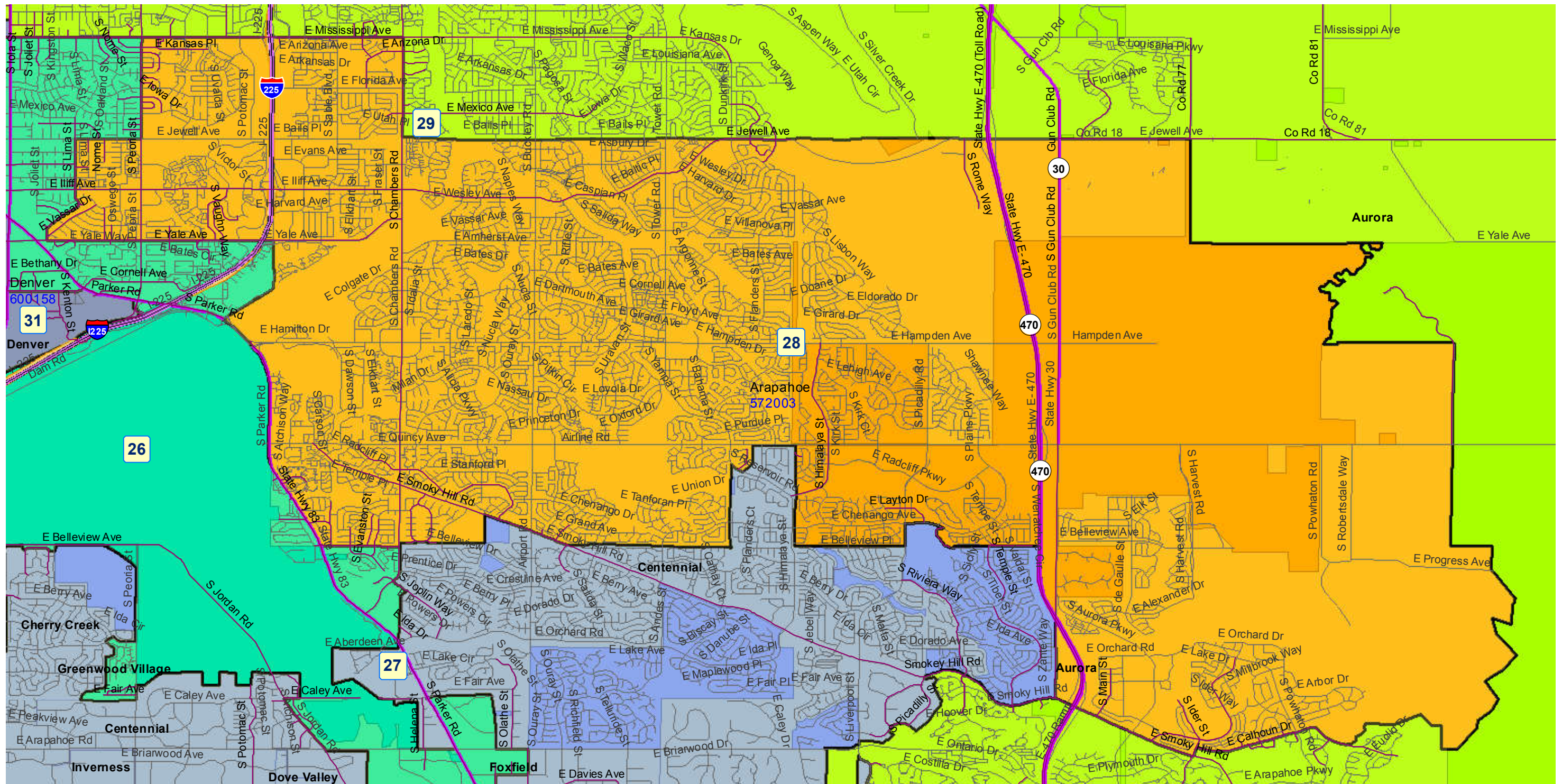
Communities within district

Aurora

School Districts within district

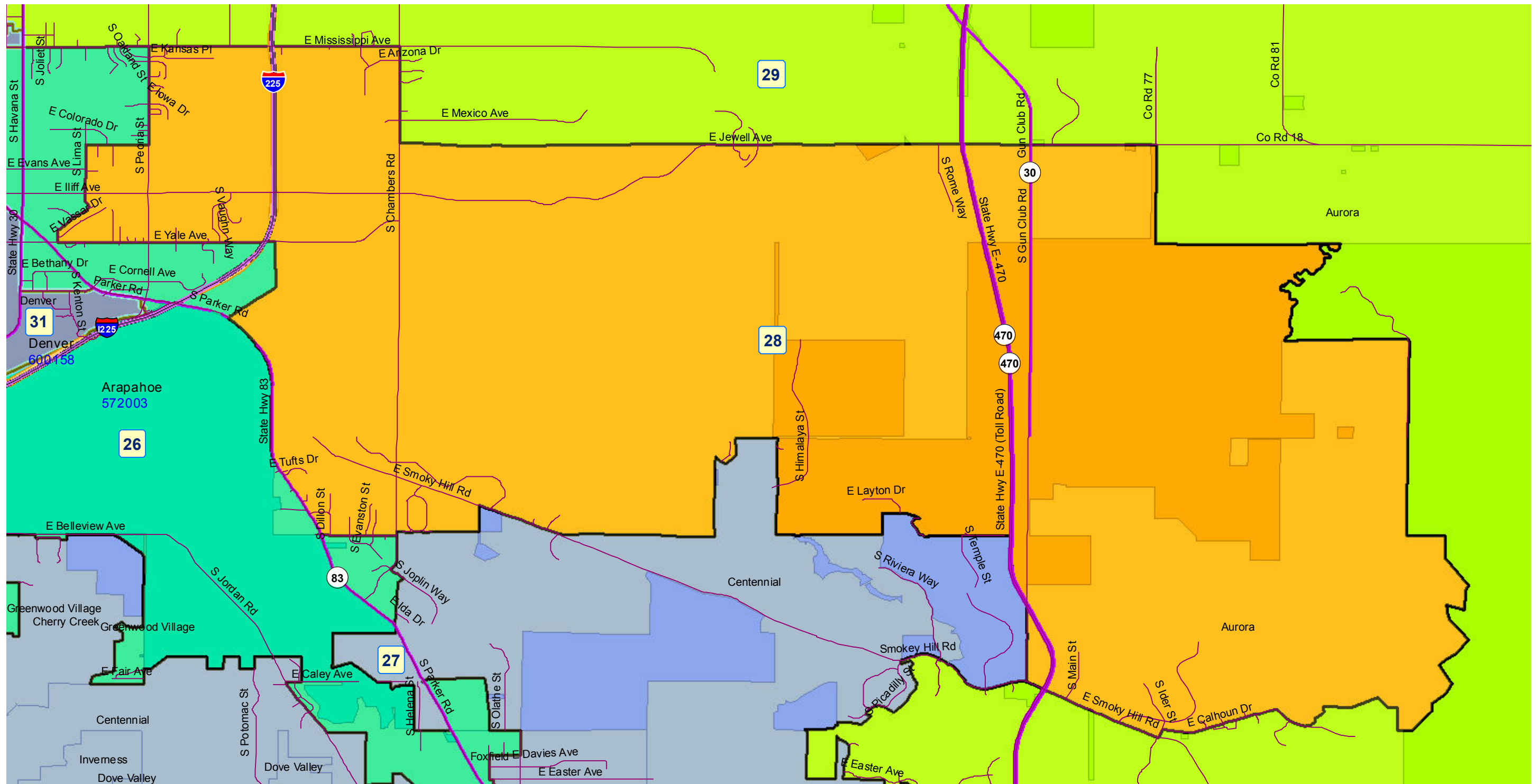
Adams-Arapahoe 28J
Cherry Creek 5

Senate District 28 After 2011 Reapportionment



Prepared by Reapportionment Commission Staff
December 2011

Senate District 28 After 2011 Reapportionment



Prepared by Reapportionment Commission Staff
December 2011