



Legislative District Information

After 2011 Reapportionment

House District 52

Senate Districts: 14, 15, 23

District Population: 79,190

County	Population	Percent
Larimer County	79,190	100%

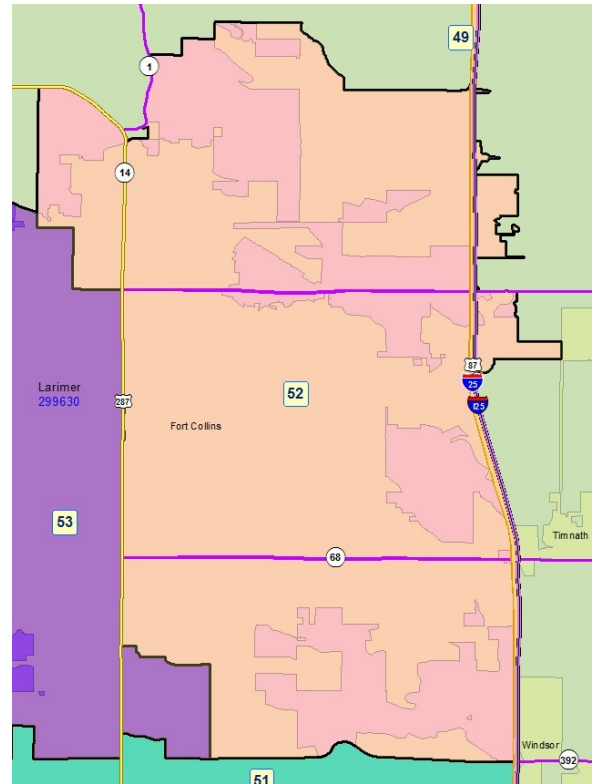
Registered Voters: 43,885

Party	Number	Percent
Republican	14,519	33.08%
Democratic	13,870	31.61%
Unaffiliated	15,069	34.34%
Minor Party	427	0.97%

Voting Age Population: 61,275

Population Demographics

Race/Ethnicity	Number	Percent
White-Non Hispanic	64,383	81.30%
Hispanic	10,021	12.65%
Black	1,050	1.33%
American Indian or Alaskan Native	688	0.87%
Asian	2,815	3.55%
Hawaiian or Pacific Islander	78	0.10%
Other	155	0.20%



2010 Election Results

Election	Party	Number	Percent
U.S. Senate	Republican	13,194	40.72%
	Democratic	17,556	54.18%
	Minor Party	1,650	5.09%
Governor	Republican	3,410	10.39%
	Democratic	19,197	58.50%
	Minor Party	10,206	31.10%
Treasurer	Republican	14,214	45.77%
	Democratic	16,844	54.23%

Communities within district


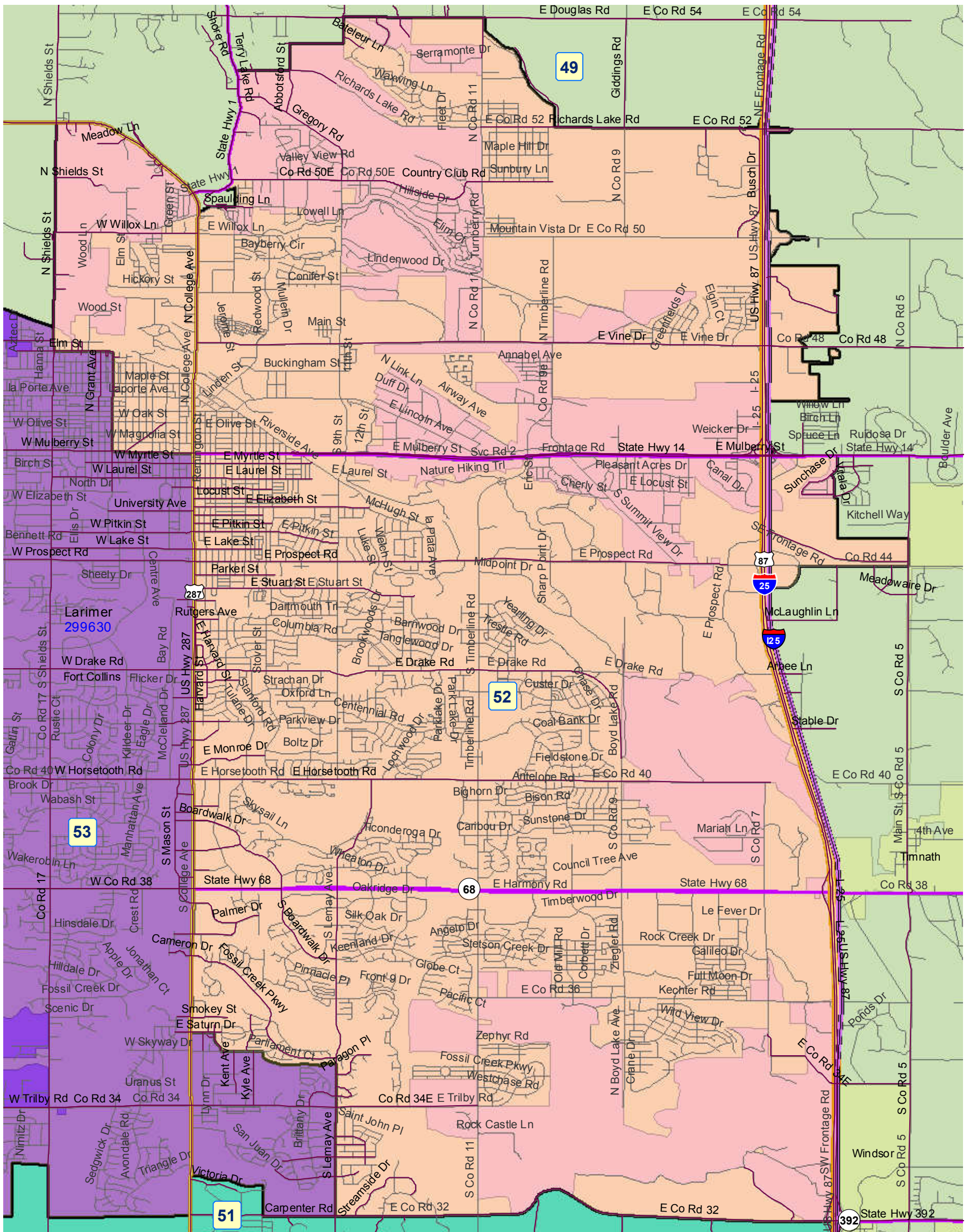
Fort Collins

School Districts within district

Poudre R-1


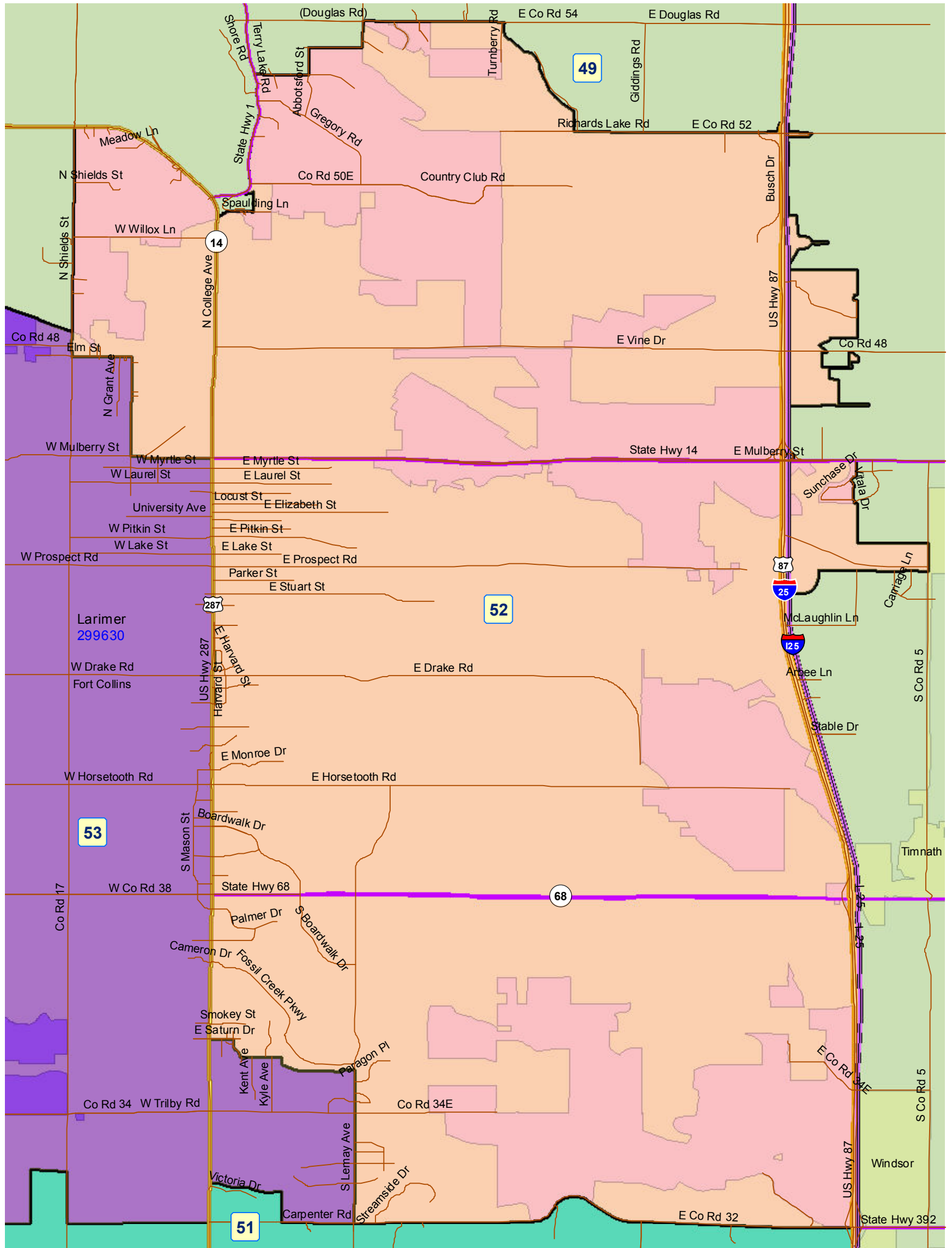
Thompson R-2J

House District 52 After 2011 Reapportionment



Prepared by Reapportionment Commission Staff
December 2011

House District 52 After 2011 Reapportionment



Prepared by Reapportionment Commission Staff
December 2011