



Legislative District Information

After 2011 Reapportionment

House District 48

Senate Districts: 1, 13, 23

District Population: 78,215

County	Population	Percent
Weld County	78,215	100%

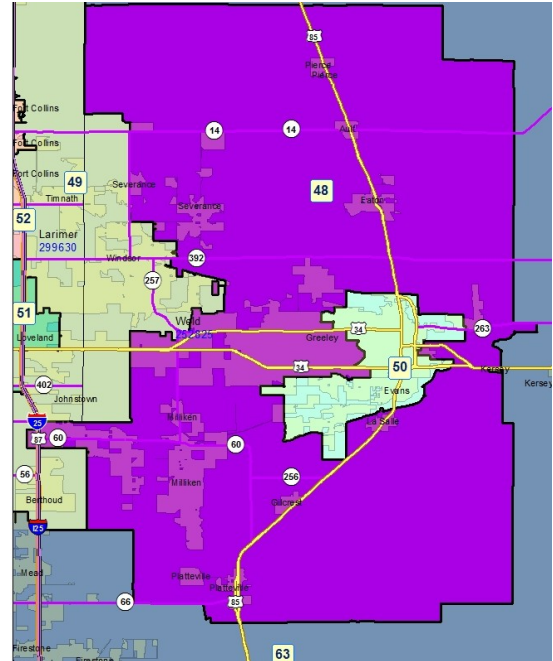
Registered Voters: 40,255

Party	Number	Percent
Republican	18,216	45.25%
Democratic	8,925	22.17%
Unaffiliated	12,932	32.13%
Minor Party	182	0.45%

Voting Age Population: 56,588

Population Demographics

Race/Ethnicity	Number	Percent
White-Non Hispanic	59,127	75.60%
Hispanic	16,603	21.23%
Black	574	0.73%
American Indian or Alaskan Native	680	0.87%
Asian	1,010	1.29%
Hawaiian or Pacific Islander	71	0.09%
Other	150	0.19%



2010 Election Results

Election	Party	Number	Percent
U.S. Senate	Republican	18,140	61.34%
	Democratic	10,047	33.98%
	Minor Party	1,384	4.68%
Governor	Republican	3,813	12.81%
	Democratic	11,535	38.74%
	Minor Party	14,427	48.45%
Treasurer	Republican	18,218	63.71%
	Democratic	10,378	36.29%

Communities within district


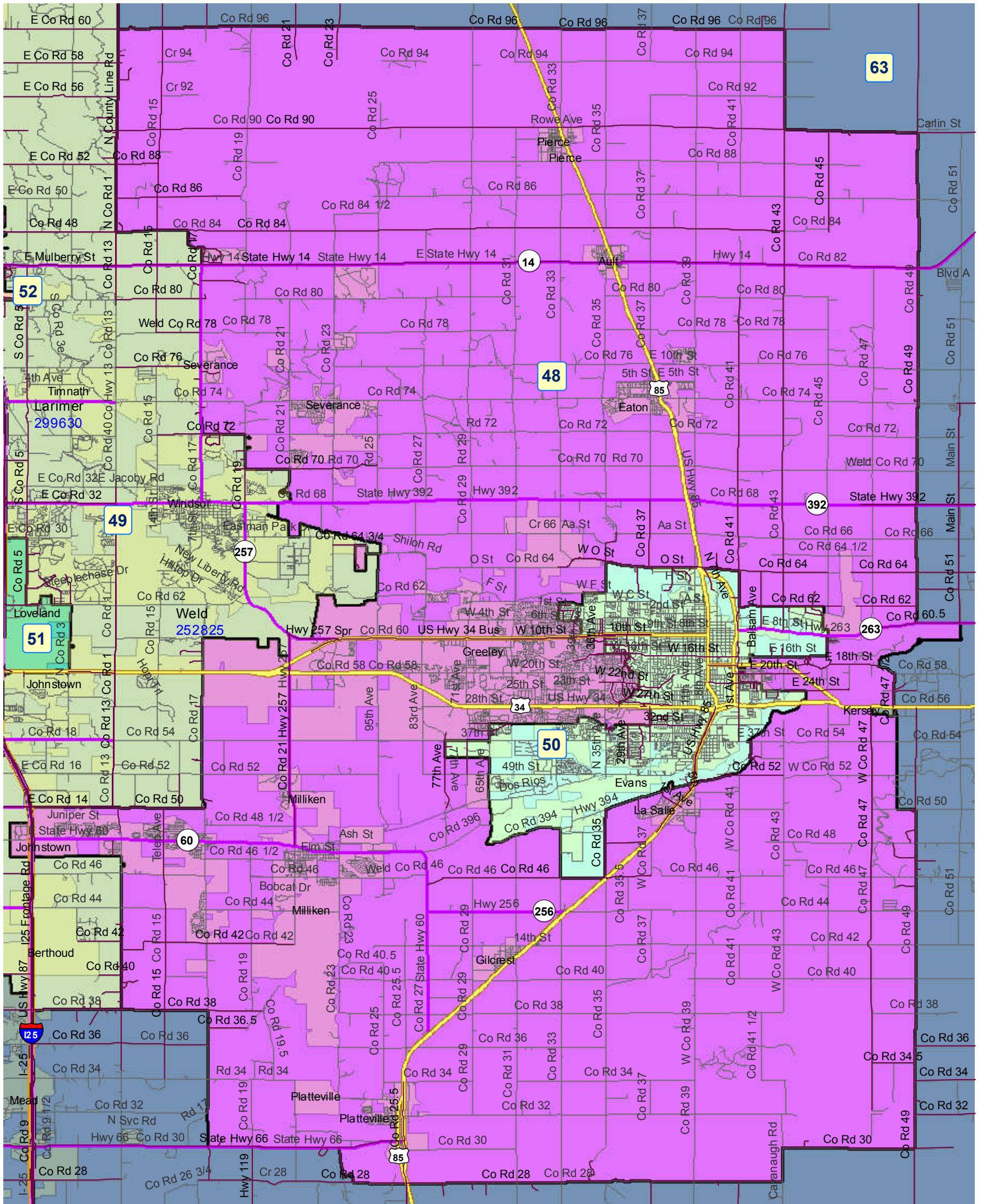
- Ault
- Eaton
- Gilcrest
- Greeley
- Johnstown
- La Salle
- Milliken
- Pierce

Platteville
Severance
Windsor

School Districts within district

Ault-Highland RE-9
Eaton RE-2
Greeley 6
Johnstown-Milliken RE-5J
Keenesburg RE-3(J)
Platte Valley RE-7
Poudre R-1
St Vrain Valley RE 1J
Thompson R-2J
Weld County RE-1
Weld County SD RE-8
Windsor RE-4

House District 48 After 2011 Reapportionment



House District 48 After 2011 Reapportionment

