



Legislative District Information

After 2011 Reapportionment

House District 44

Senate Districts: 4, 30

District Population: 79,286

County	Population	Percent
Douglas County	79,286	100%

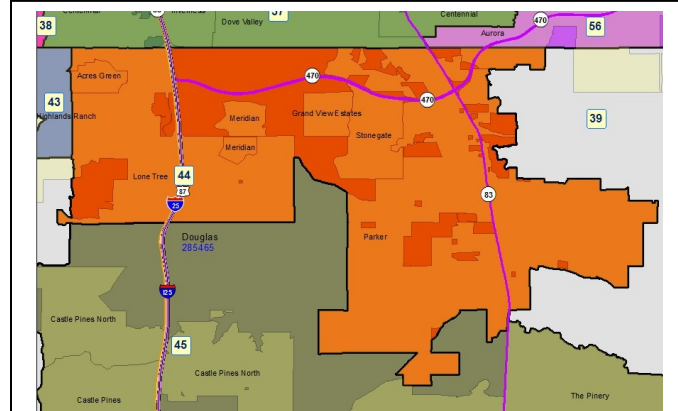
Registered Voters: 40,735

Party	Number	Percent
Republican	19,143	46.99%
Democratic	8,771	21.53%
Unaffiliated	12,590	30.91%
Minor Party	231	0.57%

Voting Age Population: 55,156

Population Demographics

Race/Ethnicity	Number	Percent
White-Non Hispanic	66,266	83.58%
Hispanic	6,390	8.06%
Black	1,655	2.09%
American Indian or Alaskan Native	482	0.61%
Asian	4,270	5.39%
Hawaiian or Pacific Islander	113	0.14%
Other	110	0.14%



2010 Election Results

Election	Party	Number	Percent
U.S. Senate	Republican	16,997	59.59%
	Democratic	10,157	35.61%
	Minor Party	1,368	4.79%
Governor	Republican	3,319	11.53%
	Democratic	11,434	39.71%
	Minor Party	14,038	48.76%
Treasurer	Republican	17,862	64.73%
	Democratic	9,732	35.27%


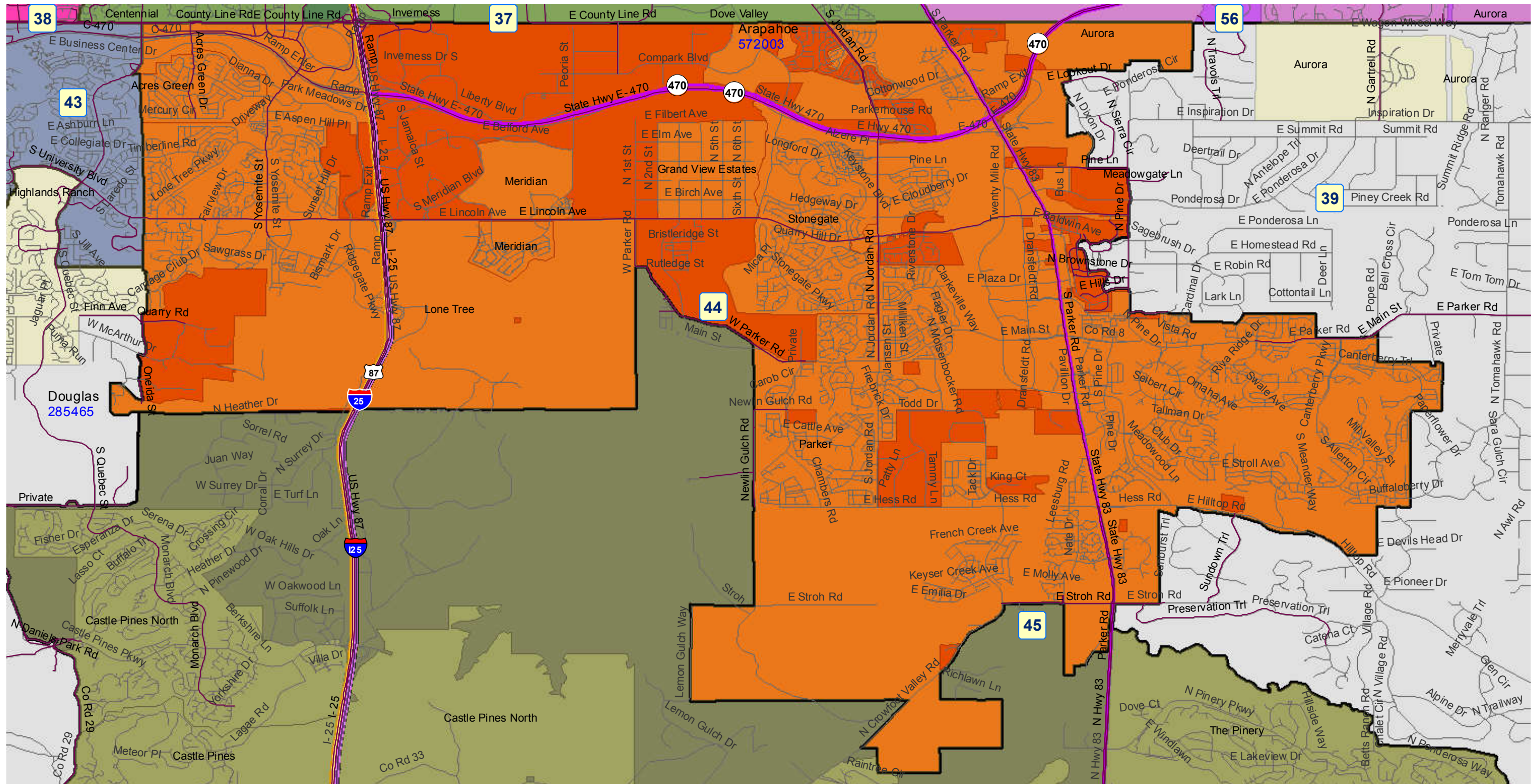
Communities within district

- Acres Green
- Aurora
- Grand View Estates
- Lone Tree
- Meridian
- Parker
- Stonegate

School Districts within district


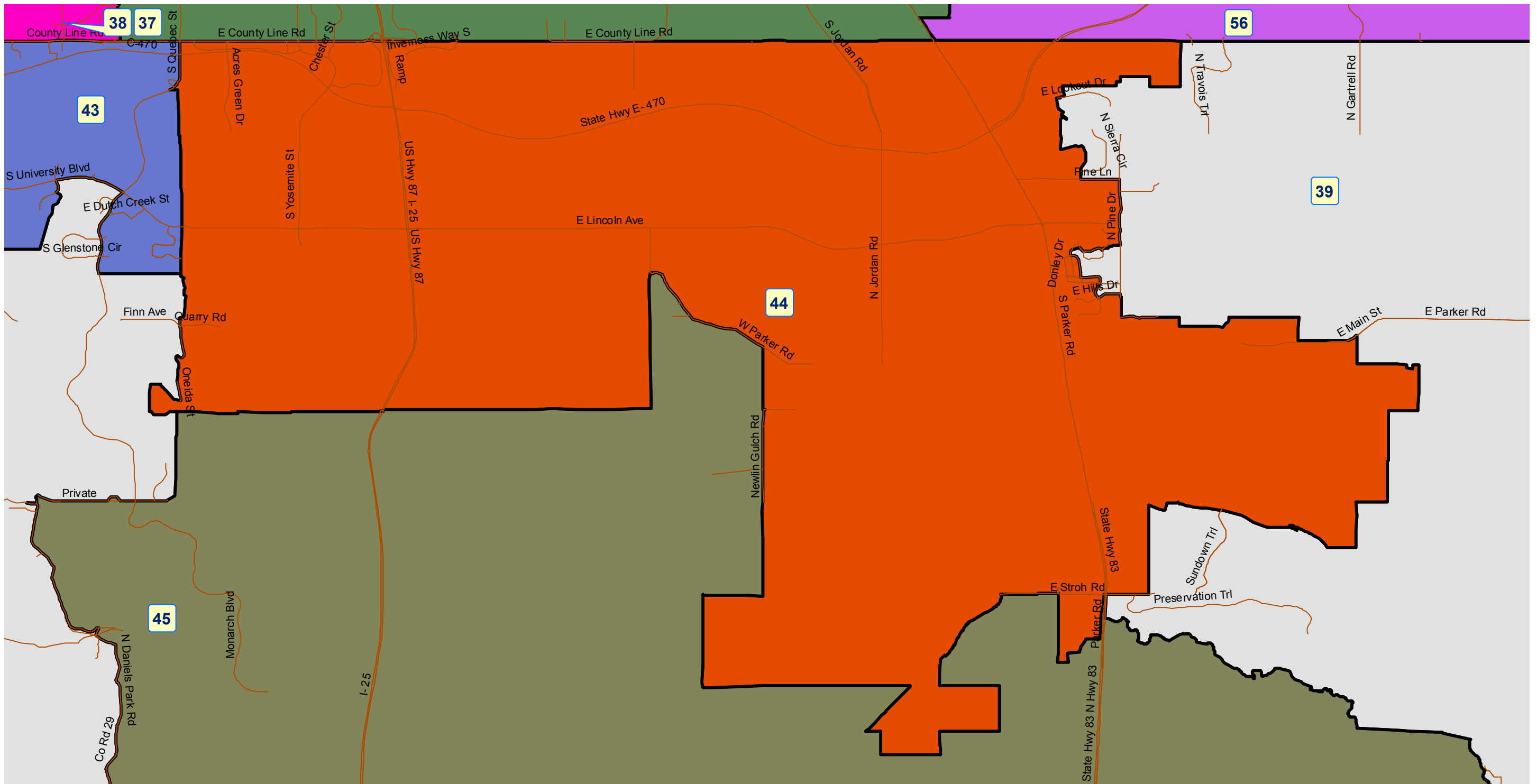
- Cherry Creek 5
- Douglas County RE 1

House District 44 After 2011 Reapportionment



Prepared by Reapportionment Commission Staff
December 2011

House District 44 After 2011 Reapportionment



Prepared by Reapportionment Commission Staff
December 2011