



Legislative District Information After 2011 Reapportionment Senate District 13

House Districts: 48, 49, 50, 63

District Population: 144,390

County	Population	Percent
Weld County	144,390	100.00%

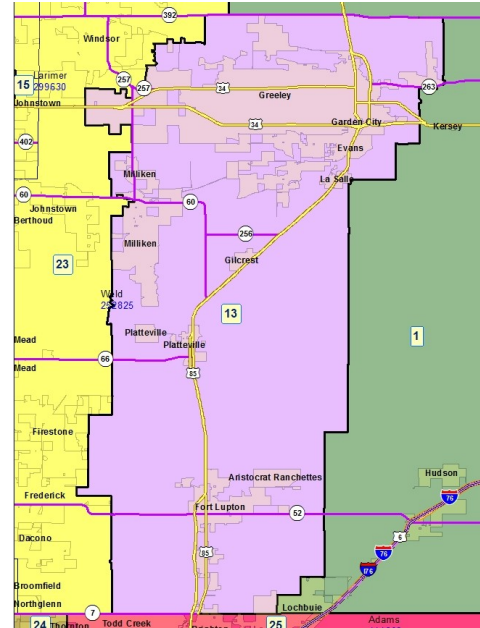
Registered Voters: 56,651

Party	Number	Percent
Republican	21,347	37.68%
Democratic	15,862	28.00%
Unaffiliated	19,090	33.70%
Minor Party	352	0.62%

Voting Age Population: 105,144

Population Demographics

Race/Ethnicity	Number	Percent
White-Non Hispanic	83,969	58.15%
Hispanic	54,538	37.77%
Black	2,024	1.40%
American Indian or Alaskan Native	1,262	0.87%
Asian	2,090	1.45%
Hawaiian or Pacific Islander	147	0.10%
Other	360	0.25%



2010 Election Results

Election	Party	Number	Percent
U.S. Senate	Republican	21,139	53.95%
	Democratic	15,873	40.51%
	Minor Party	2,171	5.54%
Governor	Republican	4,567	11.62%
	Democratic	17,536	44.61%
	Minor Party	17,207	43.77%
Treasurer	Republican	21,271	56.40%
	Democratic	16,442	43.60%


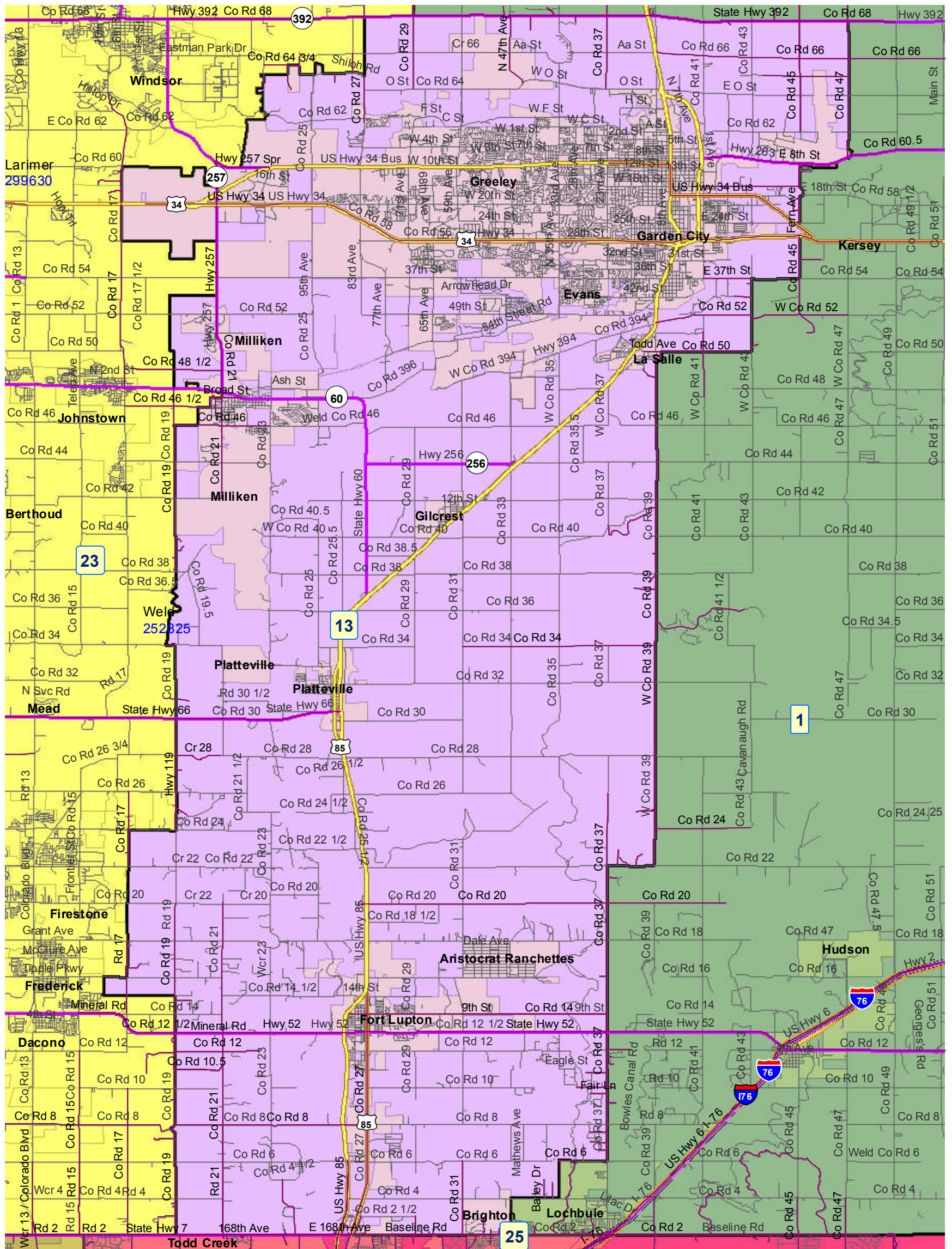
Communities within district

- Aristocrat Ranchettes
- Brighton
- Evans
- Fort Lupton
- Garden City
- Gilcrest
- Greeley
- La Salle
- Milliken
- Platteville

School Districts within district

Brighton 27J
Eaton RE-2
Greeley 6
Johnstown-Milliken RE-5J
Keenesburg RE-3(J)
St Vrain Valley RE 1J
Weld County RE-1
Weld County SD RE-8
Windsor RE-4

Senate District 13 After 2011 Reapportionment



Senate District 13 After 2011 Reapportionment

