



# Legislative District Information After 2011 Reapportionment House District 35

**Senate Districts: 21, 24**

**District Population: 79,266**

County	Population	Percent
Adams County	79,266	100%

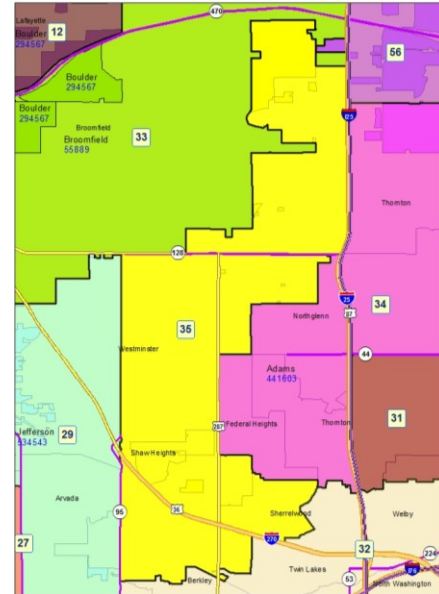
**Registered Voters: 35,309**

Party	Number	Percent
Republican	10,232	28.98%
Democratic	13,271	37.59%
Unaffiliated	11,544	32.69%
Minor Party	262	0.74%

**Voting Age Population: 59,743**

**Population Demographics**

Race/Ethnicity	Number	Percent
White-Non Hispanic	48,127	60.72%
Hispanic	24,073	30.37%
Black	1,399	1.76%
American Indian or Alaskan Native	779	0.98%
Asian	4,616	5.82%
Hawaiian or Pacific Islander	100	0.13%
Other	172	0.22%



**2010 Election Results**

Election	Party	Number	Percent
U.S. Senate	Republican	10,373	42.60%
	Democratic	12,420	51.00%
	Minor Party	1,559	6.40%
Governor	Republican	1,906	7.75%
	Democratic	12,992	52.83%
	Minor Party	9,693	39.42%
Treasurer	Republican	10,864	46.10%
	Democratic	12,700	53.90%


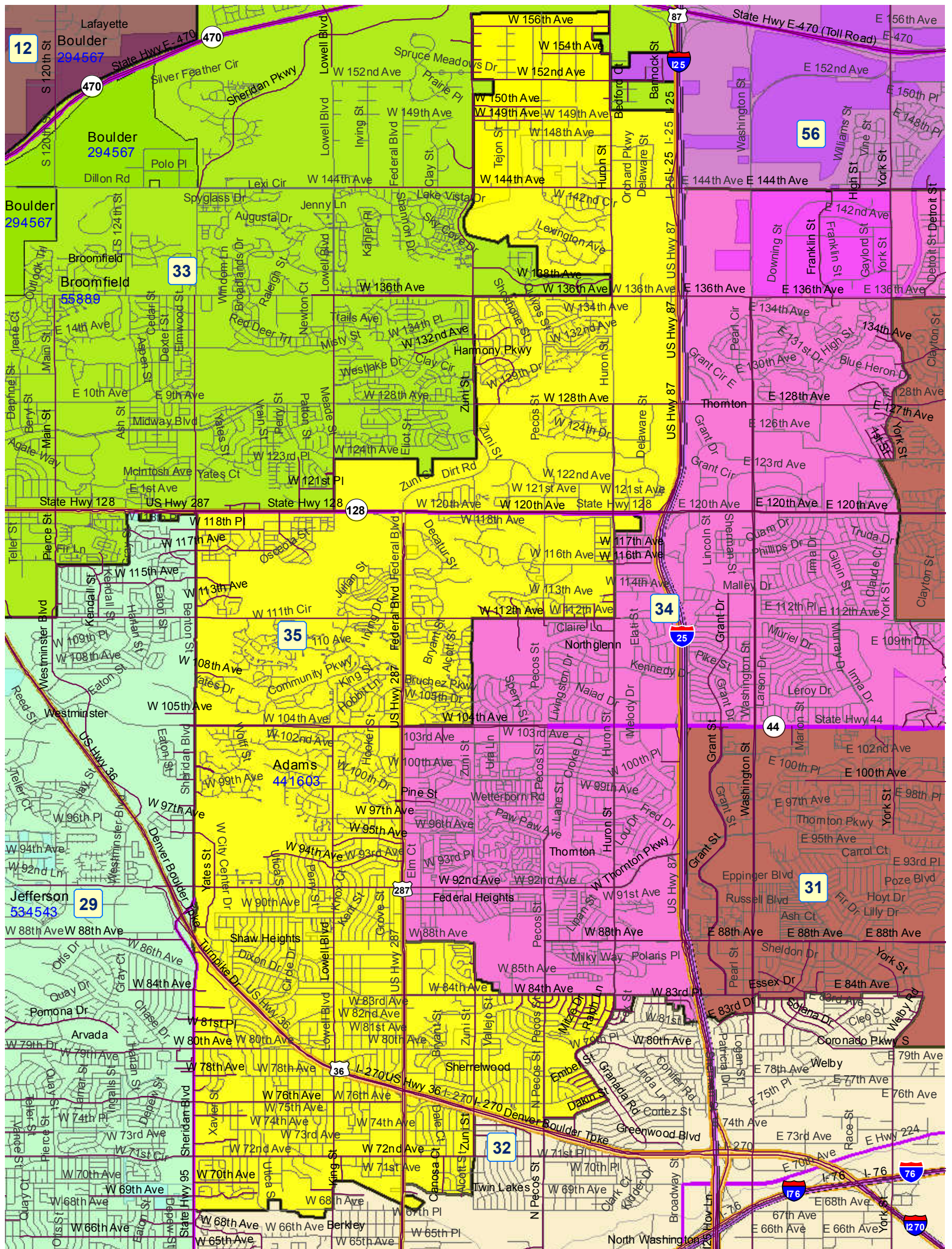
**Communities within district**

- Shaw Heights
- Sherrelwood
- Westminster

**School Districts within district**

- Jefferson County R-1
- Northglenn-Thornton 12
- Westminster 50

# House District 35 After 2011 Reapportionment



Prepared by Reapportionment Commission Staff  
December 2011

