



Legislative District Information After 2011 Reapportionment House District 29

Senate Districts: 19

District Population: 75,513

County	Population	Percent
Jefferson County	75,513	100%

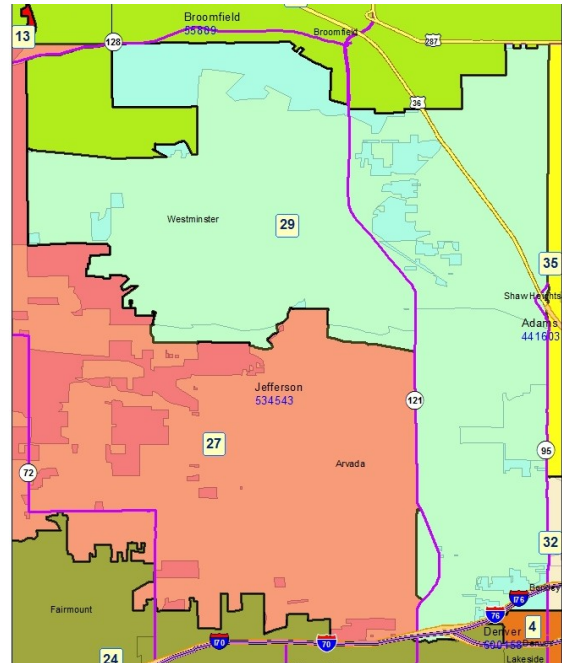
Registered Voters: 39,240

Party	Number	Percent
Republican	12,196	31.08%
Democratic	13,527	34.47%
Unaffiliated	13,224	33.70%
Minor Party	293	0.75%

Voting Age Population: 57,475

Population Demographics

Race/Ethnicity	Number	Percent
White-Non Hispanic	57,557	76.22%
Hispanic	12,361	16.37%
Black	1,162	1.54%
American Indian or Alaskan Native	774	1.02%
Asian	3,420	4.53%
Hawaiian or Pacific Islander	94	0.12%
Other	145	0.19%



2010 Election Results

Election	Party	Number	Percent
U.S. Senate	Republican	11,736	42.38%
	Democratic	14,038	50.69%
	Minor Party	1,919	6.93%
Governor	Republican	2,144	7.61%
	Democratic	14,603	51.83%
Treasurer	Minor Party	11,427	40.56%
	Republican	12,568	47.52%
	Democratic	13,882	52.48%


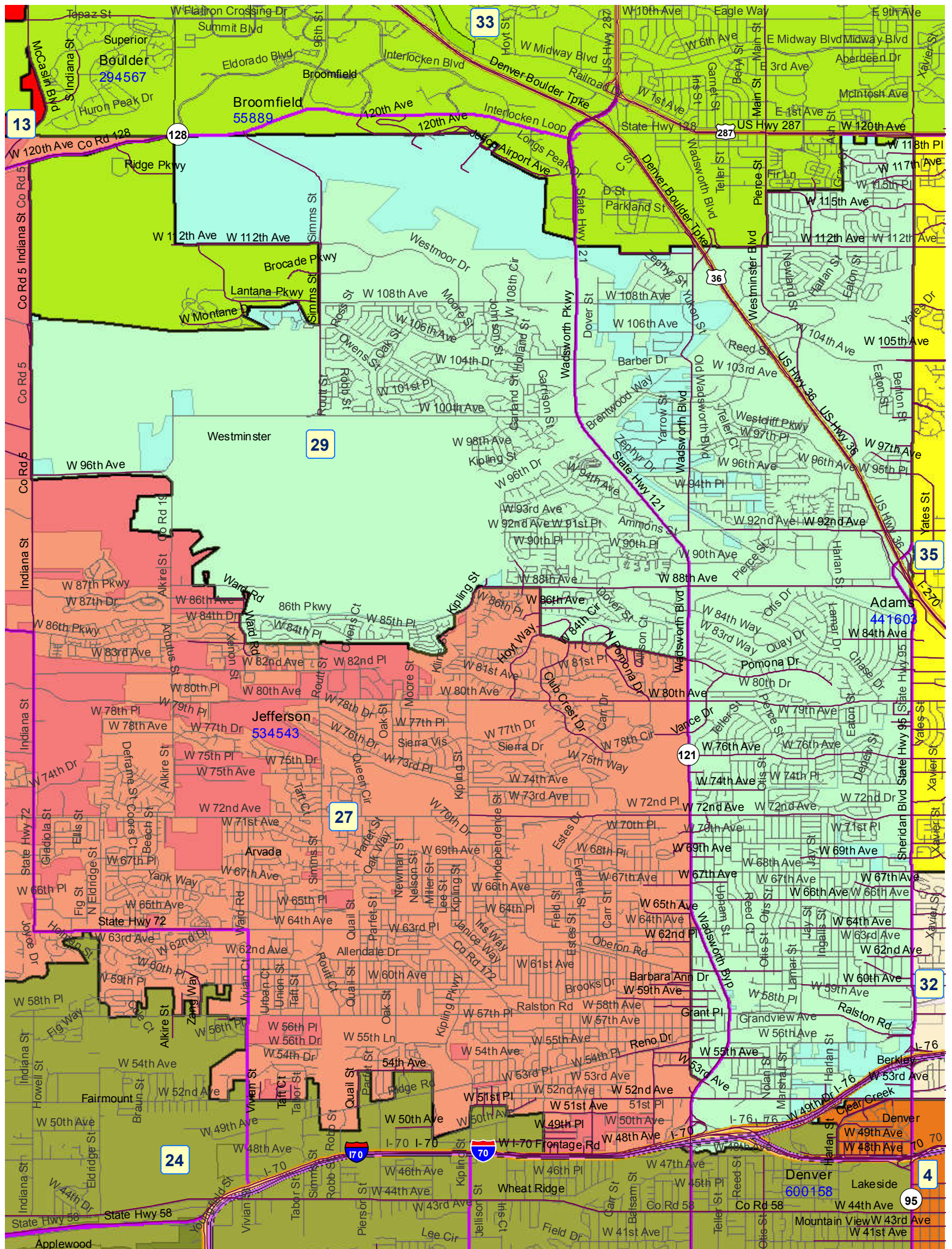
Communities within district

- Arvada
- Westminster

School Districts within district

- Boulder Valley RE 2
- Denver County 1
- Jefferson County R-1
- Northglenn-Thornton 12
- Westminster 50

House District 29 After 2011 Reapportionment



House District 29 After 2011 Reapportionment

