



Legislative District Information After 2011 Reapportionment House District 7

Senate Districts: 33

District Population: 77,825

| County | Population | Percent |
|---------------|------------|---------|
| Denver County | 77,825 | 100% |

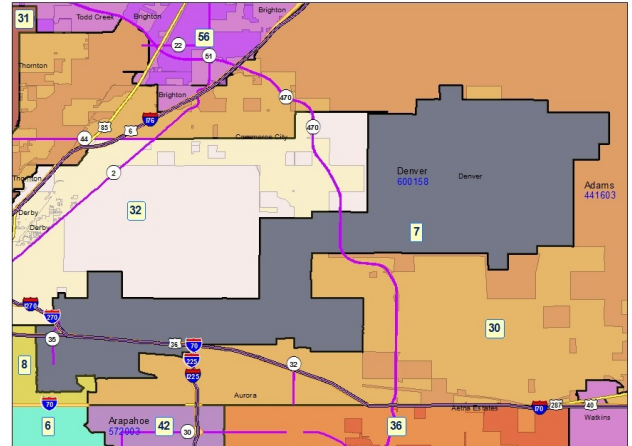
Registered Voters: 26,915

| Party | Number | Percent |
|--------------|--------|---------|
| Republican | 3,250 | 12.08% |
| Democratic | 16,161 | 60.04% |
| Unaffiliated | 7,335 | 27.25% |
| Minor Party | 169 | 0.63% |

Voting Age Population: 52,203

Population Demographics

| Race/Ethnicity | Number | Percent |
|-----------------------------------|--------|---------|
| White-Non Hispanic | 19,386 | 24.91% |
| Hispanic | 31,824 | 40.89% |
| Black | 22,532 | 28.95% |
| American Indian or Alaskan Native | 496 | 0.64% |
| Asian | 3,203 | 4.12% |
| Hawaiian or Pacific Islander | 194 | 0.25% |
| Other | 190 | 0.24% |



2010 Election Results

| Election | Party | Number | Percent |
|-------------|-------------|--------|---------|
| U.S. Senate | Republican | 2,988 | 17.98% |
| | Democratic | 13,063 | 78.60% |
| | Minor Party | 568 | 3.42% |
| Governor | Republican | 715 | 4.28% |
| | Democratic | 13,218 | 79.06% |
| | Minor Party | 2,787 | 16.67% |
| Treasurer | Republican | 3,202 | 19.73% |
| | Democratic | 13,024 | 80.27% |


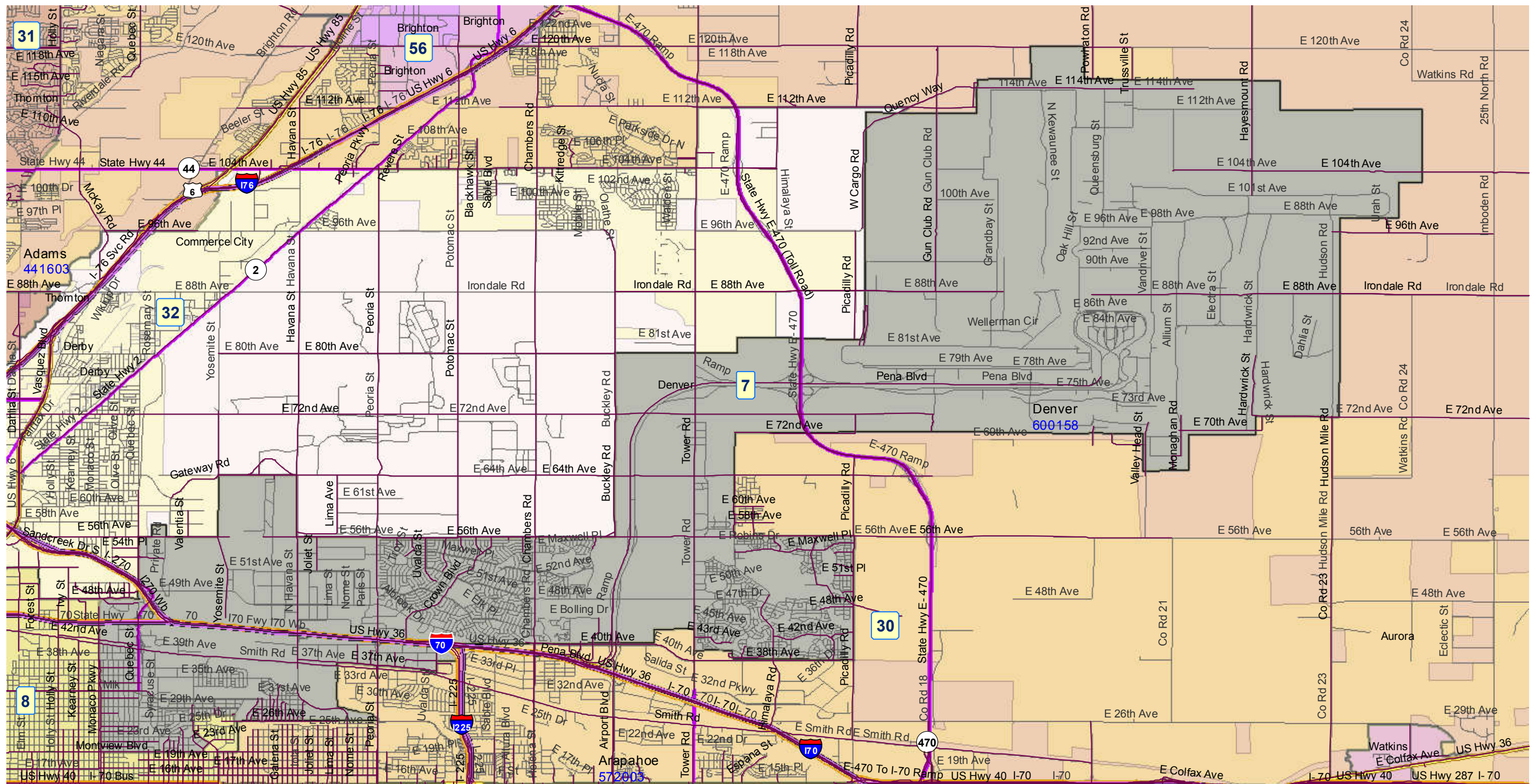
Communities within district

Denver

School Districts within district

- Adams County 14
- Adams-Arapahoe 28J
- Brighton 27J
- Denver County 1

House District 7 After 2011 Reapportionment



Prepared by Reapportionment Commission Staff
December 2011

House District 7 After 2011 Reapportionment

